

Get to know...

Lakeshore Intergenerational School

A BREAKTHROUGH SCHOOL

Lakeshore Intergenerational School opened in 2014 in the Collinwood neighborhood, and plans to grow to serve over 250 students in grades K-8. Students focus on achieving academic mastery within the context of our internationally innovative intergenerational educational model, where students learn in multi-age clusters and classrooms. Lakeshore Intergenerational School is the third Intergenerational School to open in Cleveland.

Our school connects, creates and guides a multigenerational community of lifelong learners and spirited citizens.

We are especially proud of our wonderful new partnership with Koinonia House – an organization whose mission is to work with people who have developmental disabilities to achieve healthy, fulfilling, enriched lives. We began with just a small group of individuals coming two days a week to assist in our lunch room

and with our PE classes, and we ended the year with groups coming 5 days a week! We provide a volunteer work environment for these individuals to learn a job skill, and our students learn about diversity and communicating with people who may be different. **Koinonia House earned our IG Partner of the Year Award.**

We are fortunate to include Slovene Home for the Aged in our list of local partners. They have done a tremendous job ensuring that our students and their residents are able to make the most of their time together. They generously offer their space and resources to host two of our Primary Cluster classrooms.



Lakeshore Intergenerational School BY THE NUMBERS

Serving Grades **K-5** For the 2017 school year

18025 Marcella Rd Cleveland, OH 44119
(216) 586-3872 LakeshoreSchool.org

OUR STUDENTS ARE FROM:

Cleveland	55%
Cleveland Heights / University Heights	3%
East Cleveland	2%
Euclid	28%
Maple Heights	<1%
Mayfield	<1%
South Euclid / Lyndhurst	5%
Stow - Munroe Falls	<1%
Wickliffe	<1%
Mentor	<1%
Richmond Heights	5%


OUR SCHOOL COMMUNITY:

African American	84%
White, Non-Hispanic	9%
Hispanic / Latino	<1%
American Indian / Alaskan Native	<1%
Multiracial	6%
Economically Disad.	65%
Students with Disabilities	9%
Total Enrollment	146
% of Subjects Taught by Certified Teachers	100%

2015/16 FINANCIALS

State	\$ 1,160,075
Federal	\$ 327,866
Philanthropy	\$ 310,152
Other	\$ 121,980
TOTAL FUNDING	\$ 1,920,074
Salaries	\$ 673,808
Benefits	\$ 168,021
Purchased Services	\$ 803,710
Supplies & Materials	\$ 68,274
Equipment	\$ 148,869
Depreciation	\$ -
Other	\$ 13,299
TOTAL EXPENSE	\$ 1,875,981

FYE June 30, 2016 Unaudited Financials



City and State Results

LIS's Performance Index score of 79.6 measures **overall student achievement**, and compares with Cleveland's 45.9 and Ohio's 81.1. LIS's Overall Value-Added Gain Index was -1.0, compared with -47.4 in Cleveland and .06 in Ohio.

Source: ODE 2016

7 VOLUNTEER BOARD MEMBERS

Mark Saffran, Board Chair
Retired Chief Executive Officer, MDG Medical

Wynter Allen
Controller, Integrated Power Services

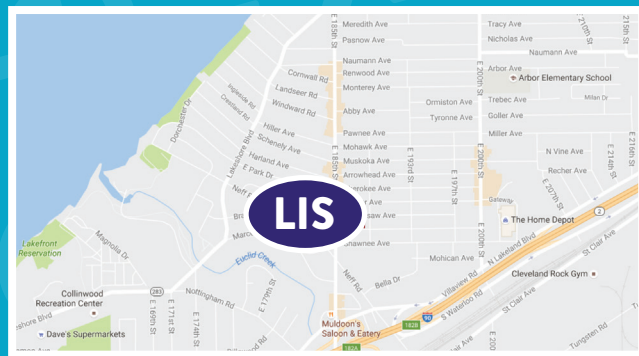
David Atton
Retired Chief Financial Officer, BP America

Andrew Male
Vice President, Western Reserve Partners LLC

Mark Olson
Principal Architect, Bialosky Cleveland

Lynn Phares
Housing & Development Consultant

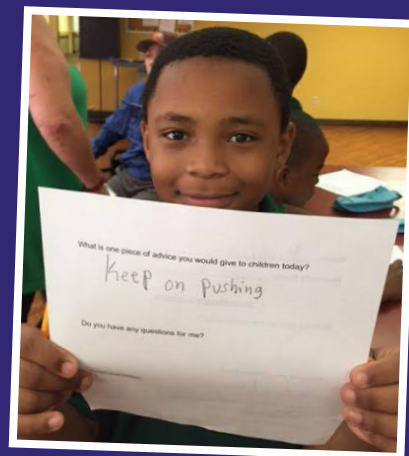
Lee Trotter
Community Volunteer



TOP 10

in the entire city of Cleveland for student achievement

All K-8 Schools in Cleveland, Ohio Department of Education (ODE), 2016



Words to live by from a visit with one of our intergenerational partners.

BREAKTHROUGH SCHOOLS

Our school is a member of Breakthrough Schools, the #1 rated non-profit charter management organization in Ohio.